



Metal and Glass (Kanamono, Garasu)

<Color of the seal of the garbage calendar : BLUE■>

Frequency of Garbage Collection	Once in two weeks (every other week)
When should I put out the garbage?	by 8 a.m.
What kind of garbage bags should I use?	Clear plastic bag (no more than 45 ℓ) Must be tied



Make sure that cans and bottles are empty. You can put metals and glasses in a bag. Remove caps.

- metals such as empty cans
- glasses such as empty bottles etc.



Landfill (Umetate-gomi)

<Color of the seal of the garbage calendar : PURPLE■>

Frequency of Garbage Collection	Once a month
When should I put out the garbage?	by 8 a.m.
What kind of garbage bags should I use?	Clear plastic bag (no more than 45 ℓ) Must be tied



No more than 3 bags per household on a designated day.

- ceramics such as dishes and rice bowls
- dry cell batteries
- bricks and concrete blocks
- plant pots etc.




Mercury (Suigin-gomi)

<Color of the seal of the garbage calendar : GRAY■>

Frequency of Garbage Collection	Once in three months
When should I put out the garbage?	by 8 a.m.
What kind of garbage bags should I use?	Clear plastic bag (no more than 45 ℓ) Must be tied

- fluorescent lamps, bulbs, filament lamps, fairy lights, glow lamps
- mercury containing thermometers
- button-shaped batteries etc.
(Dispose of LED light bulbs as bulky garbage)





Bulky Garbage (Sodai-gomi)

Number of times applications are possible	Six times a year
When should I put out the garbage?	by 8 a.m.
Points to note when disposing of garbage	Attach a "Large Garbage" sticker Dispose of the garbage in the location stated in your application

Large garbage includes garbage that cannot fit into a 45 l garbage bag, and household appliances that use electricity or batteries.

Do not dispose of large garbage in the regular garbage collection location.

(Must be applied for in advance by postcard)



Application and Collection Procedure

STEP 1 Check the application area
(Choose your application area from areas A to D)



STEP 2 Check the application period
(Choose your application period from periods A to D)



STEP 3 Application
(Fill out the application form on the postcard and post it)



About one month


STEP 4 Collection
(About one month after the application period, you will receive a Large Garbage sticker and notification of the collection date in the post)



About one week

STEP 5 Disposal method
(On collection day, make sure that the Large Garbage sticker is attached to the garbage, and put it out before 8 am, in the location specified in your application)

※ Do not dispose of items that you have not applied for.



See the
"Bulky Garbage Collection Application Guide"
"Application postcard" for details.




※ Items such as air conditioners, televisions, refrigerators or freezers and washing machines or dryers are subject to the Household Appliances Recycling Law, and are not collected by Matsuyama City.

Never dispose of garbage illegally!

(Illegal disposal is a serious crime. Persons who dispose of garbage illegally are subject to **penalties of up to 5 years' imprisonment or fines of up to 10 million yen**. Furthermore, in the case of corporate offenders, **fines of up to 300 million yen** will be imposed.)



Not Collected Items



Items Matsuyama City will not collect

Garbage with a particularly large volume or mass, hazardous waste, toxic waste, or waste that is difficult to dispose of, large quantities of garbage due to relocation or other reasons, and garbage that is subject to the Recycling Laws will not be collected or disposed of by Matsuyama City.

- gas canisters, fire extinguishers, car batteries, etc.
- agricultural chemicals, poisons, dangerous substances, paint thinner, etc.
- agricultural equipment, pianos, electric water heaters, big lumps of metal
- waste tires, spring mattresses



Consult with the retailer or agent when you need.
(There could be charged for disposal or treatment.)

- large quantity of garbage at a time when moving,
- Garbage from business offices or restaurants



Bring it directly to an appropriate garbage facility (Clean Center or Landfill Center) or ask the professional agent.
(Charge required)
South clean center Phone : 089-971-8862

- 4 home appliances
[air conditioners, TVs (CRT, LC, plasma), refrigerators and/or freezers, laundry machines and/or dryers]




Ask the retailer when you buy these items.
(There will be recycling, collection and hauling fees.)

- PCs
[CRT displays, CRT display integrated personal computers]



Ask each maker for collection.
(There will be a recycling fee.)
For details, please refer to the web site below.
(Japanese site)
<http://www.pc3r.jp/>

- motorbikes



Carry-in garbage may be brought to the disposal facilities (specially designated counter).

Carry-in garbage disposal is free.

Kaneshiro Sangyo, Co., Ltd.,
349 - 1 Kita-Yoshida, Matsuyama Phone : 089-972-3303

If you are unable to take your garbage to the facilities, please ask to have it disposed by the store where it was purchased, or by a disposal service (a fee is required).

- Rechargeable batteries



To dispose of batteries that are labeled with the mark shown below, place them in the special collection box (recycling box) at electronics stores or similar locations.



Remember the spirit of
"Mottainai"
and practice the 3Rs!



R **educe** (Reduce garbage as much as possible)

- Refuse plastic bags at the supermarket
- Do not waste food
- Buy refillable items
- Choose products that last longer
- Take your own chopsticks and drink bottle with you

R **euse** (Reuse items)

- Make use of secondhand shops and flea markets
- Choose returnable bottles (beer/ milk), and return them to the shop after consumption

R **ecycle** (Renew our resources)

- Separate household garbage correctly
- Choose products that are labeled with the Eco Mark or Green Mark

Why don't you register for MIC mail news?



The MIC (Matsuyama International Center) is a communal institution that advances international exchange activities for the citizens and helps improve more comfortable life or stay for non-natives in the city of Matsuyama. The staffs are very friendly, so please feel free to visit the office!

This is the really **exciting news** full of **MIC event**, **Japanese festival, culture** and others!
You can't miss it!

★If you love to register, send your request mail to following address, please.

E-mail : mail@mic.ehime.jp

★You can also visit our web site!

Matsuyama International Center

Web Search



We are friends of MIC. Come and join us!



MIC
Matsuyama International Center
まつやま国際交流センター



In addition to the Garbage Collection Calendar, a separate booklet that contains details about separating garbage (Quick Guide to Separating Garbage) is available. This booklet also contains information about garbage categories in alphabetical order. Sorry, there is no English edition available. However, you may look up the categories of garbage by referring to the same marks that are used in this leaflet.



The "Quick Guide to Separating Garbage" is distributed to the same locations as the **Garbage Collection Calendar**.

<<For more information>>

Garbage Disposal Division (Seisou-ka), City Hall

Phone : 089-921-5516 E-mail : seisou@city.matsuyama.ehime.jp