

Matsuyama City



# Guide to Separating Household Garbage

## How is garbage categorized in Matsuyama?

Go to the details on garbage categories

The items with the mark shown on the left.  
PET

The items with the mark shown on the left.

PET Bottle

Plastic container/packaging

Burnable Garbage

8 Types

11 Categories

Paper

There are 4 categories for Paper  
① Newspapers, leaflets  
② Waxed paper cartons  
③ Cardboard  
④ Books, stiff paper

Metal and Glass

Must be applied for in advance by postcard

Bulky Garbage

Landfill

Mercury

Not Collected Items  
Items that cannot be processed by Matsuyama City waste service are disposed of according to the Recycling Laws [see P.6](#)  
(4 home appliances, motorcycles, rechargeable batteries)



## 4 Rules for Garbage Disposal

- ① Take out the garbage only on the morning of the designated days, never after they are collected. Be sure to check your Garbage Calendar and take out the right items on the right days.
- ② Take out the garbage only at the designated place.
- ③ Make sure to separate garbage according to the guide. Try to reduce the amount of garbage and try to recycle as much as possible.
- ④ Follow the directions of garbage disposal. Use the appropriate garbage bags.



This leaflet is to be used in conjunction with the **Garbage (Gomi) Calendar** and the **Bulky Garbage Collection Application Guide (Sodai-gomi Syusyu Moshikomi Guide)**. The Garbage Calendar and the Garbage Collection Application Guide vary from area to area, so please be sure you have one for the area you live in.

**Garbage Calendar** and **Bulky Garbage Collection Application Guide** are available at the Garbage Disposal Division (Seisou-ka) (1-2-1, Muromachi), City Hall (Environment Model City Promotion Division, Civic Division), Public Service Center (Mitsukoshi & Iyotetsu Takashimaya Department Stores, Fuji-Grand Supermarket), branches of City Hall, and Public-Halls (City Hall region only).

The Garbage Collection Calendar may also be accessed from handheld devices (excluding some models).





# Burnable Garbage (Kanen-gomi)

<Color of the seal of the garbage calendar : PINK ■>

Frequency of Garbage Collection	Twice a week
When should I put out the garbage?	by 7 a.m.
What kind of garbage bags should I use?	<b>White translucent plastic bag</b> (no more than 45 ℓ) Must be tied



White translucent plastic shopping bag can also be used. No more than 3 bags per household on a designated day.

## ● Burnable Garbage

- food scraps (should be drained well)
- tree branches ● shells ● aluminum foil
- cloth, underwear, stuffed toys etc.



## ● Plastics that can be disposed of as combustible garbage (see the next page for details)

- CDs · DVDs · cassettes · video tapes
- ballpoint pens etc.



## ● Paper that can be disposed of as combustible garbage (see page 3 for details)


- paper processed with gold, silver or plastic
- albums, photos etc.



# PET Bottle (PET:polyethylene terephthalate)

<Color of the seal of the garbage calendar : ORANGE ■>

Frequency of Garbage Collection	Twice a month
When should I put out the garbage?	by 8 a.m.
What kind of garbage bags should I use?	<b>Clear plastic bag</b> (no more than 45 ℓ) Must be tied



All the PET bottles with the mark shown on the left.

## ● What are "PET (polyethylene terephthalate)" bottles?



① soft drinks, milk beverage



② alcoholic drinks (shochu, cooking rice wine)



③ Soy sauce



④ Soy sauce products



⑤ cooking rice wine products



⑥ vinegar



⑦ vinegar products



⑧ dressing and dressing products (non-oil type only)

## What to do before taking out as a garbage?

1

Plastic container/  
packaging



※You can leave the ring on



Remove the caps  
And label wrappings.

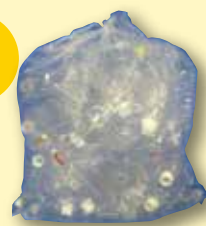


2



Rinse the bottles

3




Put it in a clear plastic bag  
(no more than 45 ℓ)



# Plastic container/ packaging (Purasuchikku)

Frequency of Garbage Collection	Once a week
When should I put out the garbage?	by 8 a.m.
What kind of garbage bags should I use?	<b>Clear plastic bag</b> (no more than 45 l) Must be tied

<Color of the seal of the garbage calendar : YELLOW ■>



All plastic containers and packagings with the mark shown on the left.

## Things to note before disposal!

Rinse bottles and trays.



## ● Plastic container/packaging

- plastic containers used for lunch boxes and processed food
- plastic shopping bags
- plastic containers for shampoo and conditioner
- containers for tofu, pudding, etc.

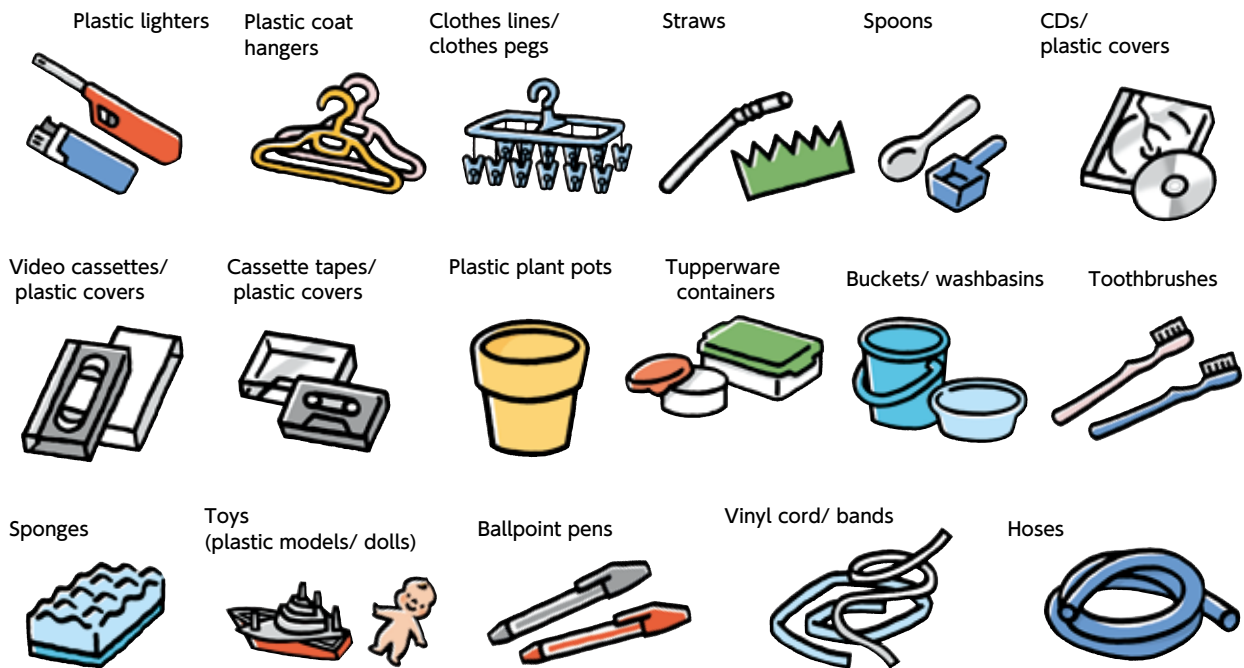


## Example

### Plastics that can be disposed of as combustible garbage

Plastic products that are designed for use as household utensils

Items without the mark





# Paper (Kami)

<Color of the seal of the garbage calendar : GREEN ■>

Frequency of Garbage Collection	Once in two weeks (every other week)
When should I put out the garbage?	by 8 a.m.
What kind of garbage bags should I use?	<b>Do not use supermarket bags!</b> Each of the four categories must be tied with string/rope around all four sides.

<p>① Newspapers, leaflets</p>	<p>Newspapers, fliers and leaflets can be tied together. Information publication can also be included. Do not mix these with any other types of paper.</p>
<p>② Waxed paper cartons</p>	<p>Paper cartons of 500ml and over (rinse, cut open and tied). Those with aluminum foil lining and less than 500ml are "burnable garbage (kanen-gomi)".</p>
<p>③ Cardboard (Danboru)</p>	<p>If there is wavy paper between two pieces of stiff paper , it is categorized as "danboru". Do not mix these with stiff paper. (Stiff paper is categorized as books).</p>
<p>④ Books, stiff paper</p>	<p>magazines, comic books, books, textbooks, notebooks, dictionaries, encyclopedias, paper bags, wrapping paper, paper boxes, stiff paper (without gold, silver or plastic components), envelopes, shredded paper and paper tags</p> <p>※What to do with small waste paper:</p> <ul style="list-style-type: none"> <li>Put waste paper in and between pages of magazines and books and tie them together.</li> <li>Put paper scraps in envelopes, fold the opening and tie up with magazines.</li> </ul>

## Example

Paper that can be disposed of as combustible garbage



**Be careful not to mistake it for this mark!**

Specially coated paper is not recyclable, even if it has this mark. Dispose of it as "combustible garbage".

**Paper containers or packaging that have direct contact with food or detergents**

Paper yogurt containers/  
paper ice cream containers



Paper boxes  
for delivery pizzas



Paper bags  
for pet food/ rice



Detergent  
containers



**Vinyl coated paper**

vinyl can be seen when the paper is pulled/  
paper does not rip when pulled/  
cards for card games



**Waterproof paper**  
paper cups/ paper plates



**Photos and albums**



**Carbon paper**  
delivery address labels,  
receipts, etc.



**Paper containers that are NOT white on the inside**

containers of 500ml  
or larger are  
"combustible"



**Paper containers of less than 500ml**



**Paper for hygienic purposes**  
tissues/ kitchen paper



**Japanese paper**  
envelopes made of  
Japanese paper/  
colored paper



**Thermal paper**  
receipts/ fax paper



**Gold or silver coated paper**  
foil around cigarettes or gum,  
gold or silver coated paper boxes,  
paper lids on instant noodle containers



**Pulp molded items**  
paper egg trays/  
paper apple trays

